


NEW
**RENAULT
TRAFIC**



Designed for efficiency

Available in 2 lengths and 2 heights with either a single or a crew cab, new Renault Traffic can be adapted to meet the requirements of your activity. Office on wheels, connectivity with smartphone replication, on-board comfort, loading length and volume – everything has been optimised.



**10 new
driving
assistance
systems**

**4.15m
loading
length***



**8.9m³
of loading
volume***

**increased
payload**

**2.5 t
of towing
capacity***

**88 litres
of storage
space***

* depending on version.



**designed to make
your life easier**



Dynamic and elegant, the exterior design of new Renault Trafic is functional above all else. The 100% LED C-shaped headlamps of its new brand light illuminate the road ahead perfectly at night. Its new power-fold door mirrors with signal repeaters make your manoeuvres completely safe. Its right angles optimise loading make it more practical, and its configuration more straightforward. Its decidedly modern look is elegantly topped off with its 17-inch alloy wheels.



1. 7-litre refrigerated* easy life drawer
2. storage under the bench seat*
3. a fully-fledged mobile office*: back of the central folding seat designed to hold your folders or computer



take your office with you

Fitted with its state of the art mobile office*, new Renault Trafic can cater to your every requirement: its wide central seat folds down so you can put a tablet, computer on it, or even its integrated A4 document holder. Comfort is guaranteed with its lumbar-adjustable driver's seat and best storage volume for a vehicle in its category: 88.3 litres. With cabine generous storage in the doors, a tray beneath the bench seat*, wide cupholders and the 7-litre refrigerated* easy life drawer, everything can be easily organised!

* depending on version.





1. 4.15m of loading length thanks to the trap door under the passenger bench seat⁽¹⁾
2. 8.9 m³ of loading volume⁽¹⁾
3. loading area including up to 18 anchoring points and two LED lights⁽²⁾



optimal loading space



3

With its record loading length of 4.15 m⁽¹⁾ using the ingenious trap door under the passenger bench seat and its 2.5-tonne towing capacity, nothing stops new Renault Trafic. Boasting a loading volume of up to 8.9 m³, new Renault Trafic has plenty of space for everything you need: tools, supplies, bulky items, rubble, and more. It also features two LED lights in the loading area and up to 18 anchoring points⁽²⁾.

(1) on the L2 version.
(2) optional.



1. workshop version
2. refrigerated version
3. tipper version



your tailor-made utility vehicle

Whatever your business, new Renault Traffic has the personalised chassis and conversion solution that's right for you. Refrigerated van, insulated van, platform, crane, pick-up, workshop vehicle, transport for persons with reduced mobility, ambulance, etc. tailor your vehicle to your needs thanks to our network of authorised expert coachbuilders.





1. modular system layout
2. three proper spaces in row 2



maximum versatility

The new Renault Trafic crew cab version can carry up to 6 people. Transport your whole team when you need all of them for your projects. Depending on your needs, the modular seats can make use of space in different ways, and with the module-system layout, you can transform the rear into a ready-to-use workshop.





17:38



android
auto

1. easy link multimedia system via 8" central display with Android Auto™ smartphone mirroring
2. wireless smartphone charger*
3. Apple CarPlay™ smartphone mirroring

integrated connectivity

Digital dashboard that you can read with just a glance, wireless smartphone charger*: wherever you go, you have an effective work space. Stay connected with the easy link multimedia system that you can control via an 8" central display. Access your map applications and plan your routes with Android Auto™ or Apple CarPlay™ smartphone mirroring using one of three USB ports.

* depending on version.
Android Auto™ is a Google Inc. brand.
Apple CarPlay™ is an Apple Inc. brand.






"zoning" function

For independently locking or unlocking either the front doors or the loading area.



airbag

Front and side airbags protect the driver and passengers against violent impacts.



adaptive cruise control

This system helps you maintain a safe distance between you and the vehicle in front of you while driving. It activates the brakes when the distance is too short and the accelerator when the road is clear again.



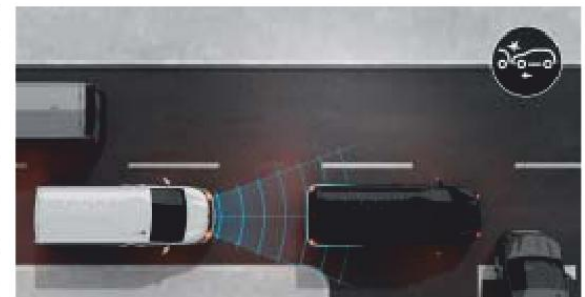
lane departure warning

The system informs the driver of unintended crossings of a solid or broken line, using a camera located on the windscreen, behind the rear-view mirror.



speeding alert with road sign recognition

This system informs you of speed limits via the instrument panel and alerts you if you exceed the speed limit thanks to a camera positioned at the top of the windscreen.




active emergency braking system

This system detects vehicles, cyclists and pedestrians to the side or in front, then stops the vehicle in the event of any danger. Driving in the city has never been so safe, day or night.

10 driving assistance systems

Make your job easier and work in complete safety thanks to new Renault Trafic.
At the wheel, ten new useful and ingenious driving assistance systems* facilitate your journeys and make them safer.




blind spot warning

Active above 15 km/h, this system uses warning lights to alert you to the presence of vehicles that are not visible in your field of vision.



parking sensors

Radar sensors facilitate your manoeuvres by warning you with audio and visual signals when there are any obstacles around you.



fatigue detection warning

This function analyses your behaviour and warns you of any risk of fatigue in the event of inappropriate steering wheel movements, for example. The warning then recommends you take a break with a visual and audible message on the instrument panel.



automatic main beam headlight activation

This system works using a camera positioned at the top of the windscreen. The camera analyses light flows based on lighting and traffic conditions.

* depending on version.





colour palette



Cosmos Blue (CO)



Urban Grey (CO)



Highland Grey (MP)



Comet Grey (MP)



Glacier White (CO)



Capsicum Red (CO)



Midnight Black (MP)



Carmine Red (MP)

CO: clearcoat opaque. MP: metallic paint. non-contractual photos.

ambiances



Generic

as standard

design

- Full LED headlights and LED daytime running lights with C-shaped brand lights
- Radiator grille with chrome finish handle
- New gear lever knob
- Dashboard with Titanium Black fascia with geometric grain and open storage areas
- Kompo upholstery
- Front and rear bumpers, side protectors, rear light column, graphite grain-effect black door mirrors
- 16" steel wheels with "mini" hubcaps

- Closed glovebox (illuminated and refrigerated if A/C)

equipment

- 3-button retractable key (option)
- New heated electric door mirrors with indicator repeater
- Panelled full partition
- 12 V socket in central console
- Height-adjustable driver's seat
- 2-seat front bench seat
- Automatic headlighting
- Right-hand panelled sliding side door and 180° panelled rear doors
- Driver's air bag with programmed restraint
- Instrument panel with 3.5" black and white digital screen
- Floor-mounted lashing rings in the loading area (6 in L1 and 8 in L2)
- DAB radio pre-fitting (pre-wired and 2 speakers)
- 12 V socket in central console and 2nd row
- 2-seat front bench seat

options

main options

- 17" Avens alloy wheel rims
- Plastic-coated fabric steering wheel with satin chrome-finish trim on steering wheel and gear lever base
- Active emergency braking with vehicle detection
- Lane departure warning
- Blind spot warning
- Speeding alert with road sign recognition
- Fatigue detection warning
- Radio

ambiances



Comfort (Generic+)

as standard

design

- Two-tone front bumper

equipment

- New R&Go DAB radio (steering wheel control, USB, Bluetooth® and R&Go application)
- 12 V socket in the loading area



High Comfort (Comfort +)

as standard

design

- Radiator grille
- Body-coloured rail cover
- Chrome-finish accents on heating and air-conditioning system controls, gear lever inlay, air vents, interior door handles
- Java upholstery

equipment

- Driver's seat with lumbar adjustment and armrest
- 2-seater front passenger bench seat "Mobile office" with storage space for laptop, writing surface, 54 L storage tray under the seat
- Easy life refrigerated drawer
- 2 additional USB ports in the central storage area
- Instrument panel with 4.2" colour digital screen

- Manual heating and air conditioning system
- Electric folding door mirrors
- Lock for left-hand rear door (on H1) and additional lashing rings (at mid-height and in the upper section)

options

- Panelled full partition with long load double flap (on van)

upholstery



Kompo fabric upholstery



Java fabric upholstery

hubcaps and wheel rims



16" Mini wheel trim



16" Siras wheel trim



17" Avens alloy wheel rim



17" Avens diamond-cut alloy wheel rim

equipment and options

	Panel van			Crew cab			Platform cab		
	E0	E1	E2	E0	E1	E2	E0	E1	E2
Visibility – lighting – driving									
Additional fog lights	-	o	o	-	o	o	-	o	o
Front full LED lights	■	■	■	■	■	■	■	■	■
Double-mirror door mirrors	■	■	■	■	■	■	■	■	■
Wide view mirror ⁽²⁾	-	o	o	-	o	o	-	o	o
Power steering, four-spoke height- and reach-adjustable steering wheel	■	■	■	■	■	■	■	■	■
Eco mode button	■	■	■	■	■	■	■	■	■
Electronic tachograph	o	o	o	o	o	o	o	o	o
On-board computer: average speed, total / average / current fuel consumption, range, clock, total and partial odometers	■	■	■	■	■	■	■	■	■
Exterior temperature indicator	-	■	■	-	■	■	-	■	■
Automatic windscreen wipers and courtesy lighting	-	o	o	-	o	o	-	o	o
Automatic headlighting	■	■	■	■	■	■	■	■	■
Comfort									
Electric front windows/one-touch-up on driver's side	■/-	■/o	■/■	■/-	■/o	■/■	■/-	■/o	■/■
Heated electric door mirrors	■	■	-	■	■	-	■	■	-
Extended heated electric door mirrors	-	-	-	-	-	-	o	o	o
Heated electric power-fold door mirrors	-	o	■	-	o	■	-	o	■
4-speed heating and ventilation, recycling function + tinted windows	■	■	-	■	■	-	■	■	-
Front manual air conditioning ⁽³⁾ system with pollen filter	o	o	■	o	o	■	o	o	■
Front manual air conditioning ⁽³⁾ system with additional heater and pollen filter	o	o	o	o	o	o	o	o	o
Front climate control ⁽³⁾	-	o	o	-	o	o	-	o	o
Front climate control ⁽³⁾ with additional heater	-	o	o	-	o	o	-	o	o
Additional non-programmable 5 kW heating system to speed up increase in interior temperature	o	o	-	o	o	-	o	o	-
Plastic-coated fabric steering wheel (includes cruise control)	-	o	o	-	o	o	-	o	o
Dashboard, seats and interior design									
100 % dark carbon dashboard	■	■	■	■	■	■	■	■	■
Dark carbon dashboard fascia with closed storage, chrome instrument panel surrounds, glossy black side air vent surrounds, chrome gear lever insert, chrome loudspeaker surrounds	-	o	o	-	o	o	-	o	o
Unpainted lined aluminium grain dashboard	-	o	o	-	o	o	-	o	o
Dashboard with air vents, handles, chrome gear stick / chrome around the air conditioning moulding	-/-	o/-	o/-	-/-	o/-	o/-	-/-	o/-	o/-
Lit and refrigerated glovebox (if air-conditioning - except RHD)	■	■	-	■	■	-	■	■	-
Easy life refrigerated drawer	-	o	■	-	o	■	-	o	■
Smoker's kit	o	o	o	o	o	o	o	o	o
Driver's seat with reinforced side supports, height, fore-and-aft and in-line adjustable	■	■	-	■	■	-	■	■	-
Comfort driver seat, lumbar adjustable and armrest	-	o	■	-	o	-	-	o	■
Driver seat with armrest, non-lumbar adjustable	-	o	-	-	o	-	-	o	-
Front two-seat passenger bench seat with reinforced side supports	■	■	-	■	■	-	■	■	-
Front two-seat passenger bench seat with reinforced side support and storage compartment under the seat	-	o (if without o (if without partition)	- (if without partition)	-	o	■	-	o	o
"Mobile office" bench seat: two-seat front passenger bench seat with storage space for laptop, writing surface, and 54-litre storage compartment under the seat	-	o	■	-	-	-	-	-	-
Standard front passenger seat	o	o	-	o	o	-	o	o	-
Comfort individual passenger seat with height, reach, fore-and-aft, tilt and lumbar adjustment, and armrest	-	o	o	o	o	o	o	o	o
Heated front seats (if bench seat and passenger side: non-heated bench seat) - includes thorax airbag	o	o	o	o	o	o	o	o	o
3-seat rear bench seat	-	-	-	■	■	-	-	-	-
3-seat rear bench seat with armrests, height-adjustable headrests, side seats with Isofix mountings	-	-	-	-	o	■	-	-	-
Comfort three-seat rear bench seat with adjustable tilt of seat back	-	-	-	-	-	o	-	-	-
Kompo upholstery	■	■	-	■	■	-	■	■	-
Black Java upholstery	-	o	■	-	o	■	-	o	■

	Panel van			Crew cab			Platform cab		
	E0	E1	E2	E0	E1	E2	E0	E1	E2
Dashboard, seats and interior design (cont'd)									
Sun visors, reading lights, loudspeakers, 12V socket, door sill light	-	-	-	-	-	■	-	-	-
Floor mat made from washable rubber	■	■	■	■	■	-	■	■	■
Carpet floor mat	-	-	-	-	○	■	-	-	-
Loading area									
Reinforced lashing points on the floor	■	■	■	■	■	■	-	-	-
Reinforced lashing points on the floor for Van: 6 for L1, 8 for L2	■	■	■	-	-	-	-	-	-
Reinforced lashing points on the floor for Crew cab: 4 for L1, 6 for L2 (490 daN at 30s, ISO 27956 standard)	-	-	-	■	■	■	-	-	-
10 additional lashing rings mid-height and in upper section (75 daN) (6 if without partition)	-	○	○	-	-	-	-	-	-
Wooden floor in loading area	○	○	○	○	○	○	-	-	-
Wooden floor in heavy-duty loading area	○	○	○	○	○	○	-	-	-
Trim to half-height in rear area and wood trim	-	○	○	○	○	○	-	-	-
Full wooden trim on body sides (available as accessory)	○	○	○	○	○	○	-	-	-
Powerful LED lighting	○	○	○	○	○	○	-	-	-
Additional LED lighting ramp in the cargo area	-	○	○	-	○	○	-	-	-
Partitions, doors and windows									
Full panelled/glazed partition in the loading area	■/-	■/○	■/○	-/■	-/■	-/■	-/-	-/-	-/-
Full panelled/glazed partition in the loading area and flap under passenger bench seat	-	○	○	■	■	■	-/-	-/-	-/-
No partition (ready for additional adaptation on panel vans)	○	○	○	-	-	-	■	■	■
Coat hooks in the loading area	○	○	○	-	-	-	-	-	-
Right-side panelled/glazed/opening window sliding side door	■/○/○	■/○/○	■/○/○	-/■/○	-/■/○	-/■/○	-/-/-	-/-/-	-/-/-
Left-side panelled/glazed/opening window sliding side door	○/○/○	○/○/○	○/○/○	-/■/○	-/■/○	-/■/○	-/-/-	-/-/-	-/-/-
Right-side metal central body panel	○	○	○	-	-	-	-	-	-
Left-side panelled/glazed/opening window central body panel (as standard if RHD)	■/○/○	■/○/○	■/○/○	■/○/○	■/○/○	■/○/○	-/-/-	-/-/-	-/-/-
Metal/glazed rear side panels	■/○	■/○	■/○	■/-	■/-	■/-	-/-	-/-	-/-
180° panelled/glazed rear doors (with rear wiper and heated rear screen for E1-E2)	■/○	■/○	■/○	■/○	■/○	■/○	-/-	-/-	-/-
255° panelled/glazed rear doors (L2 only, without rear wiper)	○/○	○/○	○/○	○/○	○/○	○/○	-/-	-/-	-/-
Glazed tailgate with rear wiper and heated rear screen (on H1)	○	○	○	○	○	○	-	-	-
Tinted rear windows (H1 versions)	-	○	○	-	○	○	-	-	-
Blocking catch on rear left-hand door	-	○	■	-	○	■	-	-	-
Communication									
4" 2 TFT colour cluster	-	○	■	-	○	■	-	○	■
Connect R & GO Bluetooth® radio, digital radio (DAB), USB and jack ports on front, programmed with steering wheel controls, remote USB port and integrated display	○	■	■	■	■	■	■	■	■
Pre-fitted for compatible DAB radio	■	?	?	?	?	?	?	?	?
Easy link with 8" screen	-	○	○	○	○	○	○	○	○
Easy link with 8" screen and navigation	-	○	○	○	○	○	○	○	○
East/West Europe maps (depending on country)	-	○	○	○	○	○	○	○	○
15 W wireless charger	-	○	○	-	○	○	-	○	○
Other equipment									
High-capacity battery (720 A to 800 A depending on version as an option)	■	■	■	■	■	■	■	■	■
12V socket in the loading area	-	■	■	-	■	■	-	-	-
Wiring for further conversion	○	○	○	○	○	○	○	○	○
Additional adapter unit	○	○	○	○	○	○	○	○	○
Black metal spare wheel under body	○	○	○	○	○	○	○	○	○
Space-saving spare wheel	○	○	○	○	○	○	○	○	○
Tyre inflation/repair kit instead of emergency spare wheel	○	○	○	○	○	○	○	○	○
Trailer coupling	○	○	○	○	○	○	-	-	-
Rear ladder and roof rack	○	○	○	○	○	○	-	-	-

■ = standard, ○ = optional, - = unavailable, (?) coming soon, (2) 3/4 rear view of blind spot, (3) contains fluorinated greenhouse gases.

accessories

- 1. Roof rack, walkway and a ladder.**
Fit your new Renault Trafic with an aluminium roof rack that can carry loads of nearly 150 kg. Add a walkway and a ladder and it will become a must-have for all your journeys.



2. Standard towbar. Opt for a standard towbar on new Renault Trafic. Delivered without a ball joint, you can choose from our comprehensive range of ball joints and adapt it to meet your needs.

3. Wood and polypropylene interior trim. For heavy-duty use or in wet environments, new Renault Trafic will do everything you need it to do with its four comprehensive ranges of professional wood or polypropylene trims.

4. 20 V-220 V converter.

Need to charge your portable electronic devices during an intense day? Need to connect up a spotlight to illuminate the area you are working in? Then choose the 20 V-220 V converter and make life simpler for yourself – it's fully versatile and can be discreetly integrated.

5. Traffic rubber floor mats.

Keep your vehicle's passenger compartment clean day after day, construction after construction, delivery after delivery. Go for these ultra-resistant floor mats that are easy to install and clean.



configurations

panel van



2 solid side panels



1 sliding side door



2 sliding side doors

semi-glazed van



1 sliding side door



2 sliding side doors

glazed van



1 sliding side door



2 sliding side doors

crew cab



1 sliding side door



2 sliding side doors

platform cab



2 solid side panels

rear doors



180°/255° panel doors



180°/255° glazed doors



tailgate with window

front and rear look pack



Body-coloured rail cover



Two-tone body-coloured front bumper



Rear body-coloured sidebars

full look pack



Body-coloured rail cover, body-coloured side protectors



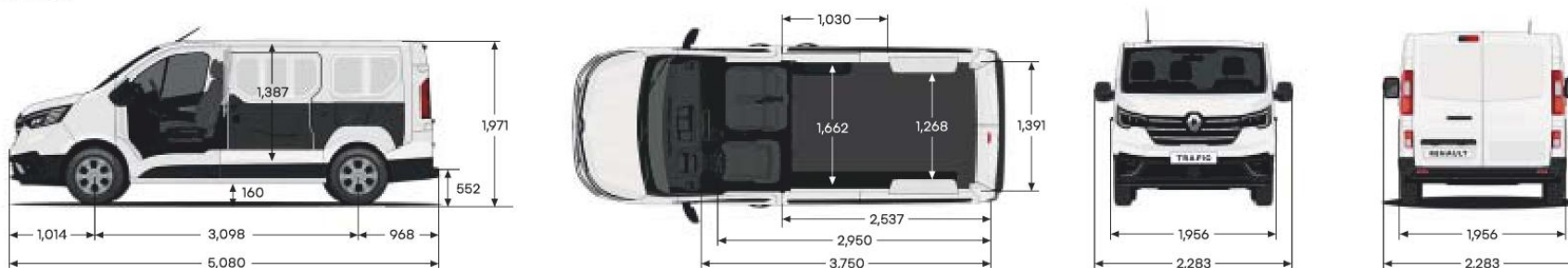
Body-coloured front bumper, body-coloured door mirrors, chrome inserts on the grille



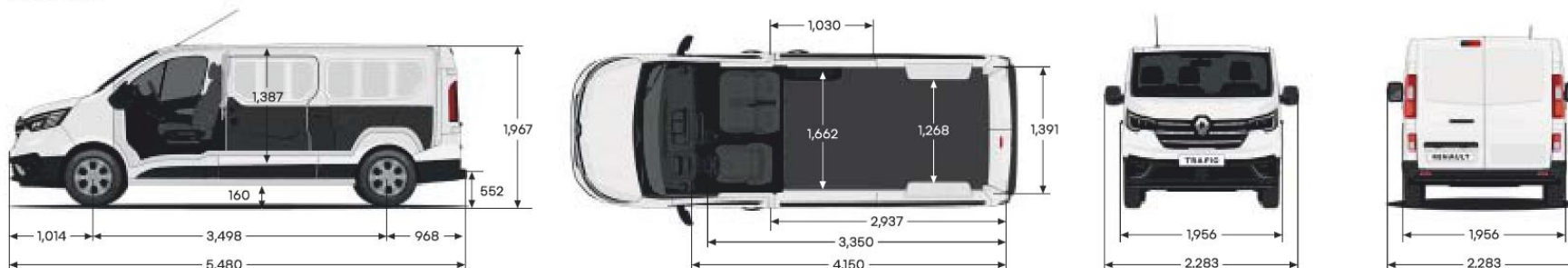
Rear body-coloured sidebars, rear body-coloured bumper

dimensions

L1H1 van



L2H1 van



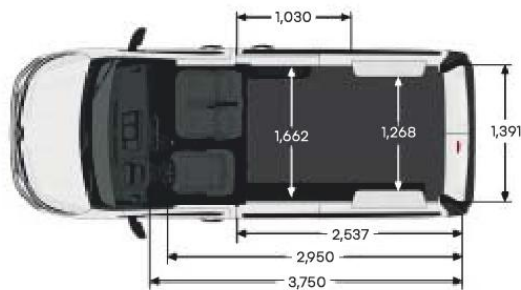
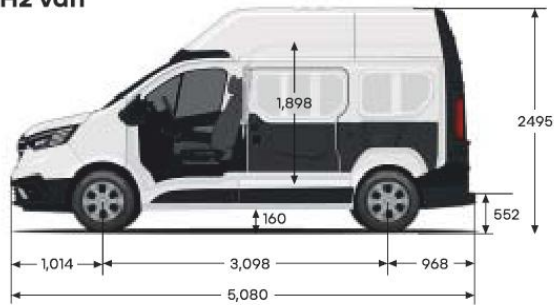
H1 Van dimensions (mm)	L1H1	L2H1
Max. effective volume (m ³)	5.8	7.75
Exterior dimensions		
Overall length	5,080	5,480
Overall width without/with door mirrors	1,956/2,283	1,956/2,283
Unladen height	1,971	1,967
Wheelbase	3,098	3,498
Front overhang	1,014	1,014
Rear overhang	968	968
Loading area		
Width x length of the bench flap	510 x 222	510 x 222
Floor loading length	2,537	2,937
Floor loading length (including area under bench seat)	2,950	3,350
Floor loading length (including footwell)	3,750	4,150
Loading length 400 mm from the floor	2,537	2,937
Loading length 1,000 mm from the floor	2,250	2,650
Maximum interior width	1,662	1,662
Width between wheel arches	1,268	1,268
Effective height	1,387	1,387
Sliding side door(s)		
Sliding side door entry width 600 mm from floor	907	907
Sliding side door entry width 100 mm from floor	1,030	1,030

H1 Van dimensions (mm)	L1H1	L2H1
Sliding side door entry height	1,284	1,284
Rear door		
Entry width 70 mm from floor	1,391	1,391
Entry height	1,320	1,320
Loading sill	552	552
Ground clearance	160	160

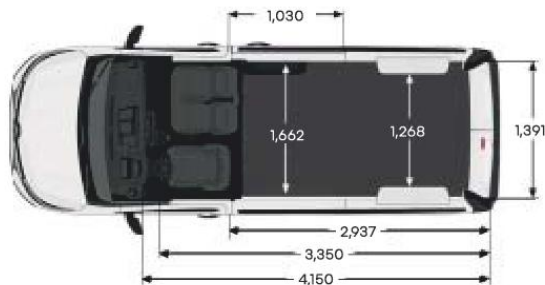
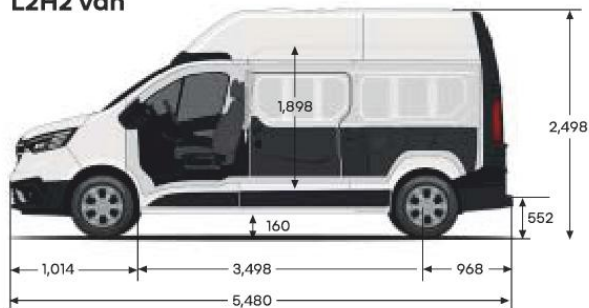
H1 van weights and loads (kg)	L1H1		L2H1
Version	Standard PL	Increased PL	Increased PL
Gross Vehicle Weight (GVW)*	2,800	2,900 - 3,010	3,010 - 3,070
Max. unladen kerb weight*	1,783 - 2,066	1,783 - 2,066	1,819 - 2,102
Max. payload	1,017	1,227	1,251
Max. load on front axle	1,625	1,625	1,625
Max. load on rear axle	1,650	1,650	1,650
Max. trailer weight			
(braked/unbraked) MGB	750/2,000 - 2,500	750/2,000 - 2,500	750/2,000 - 2,500
Max. trailer weight			
(braked/unbraked) EDC	750/1,900	750/1,690 - 1,800	750/1,630 - 1,690

* Depending on engine. PL = payload

L1H2 van



L2H2 van



H2 Van dimensions (mm)

	L1H2	L2H2
Max. effective volume (m ³)	6.7	8.9
Exterior dimensions		
Overall length	5,080	5,480
Overall width without/with door mirrors	1,956/2,283	1,956/2,283
Unladen height	2,495	2,498
Wheelbase	3,098	3,498
Front overhang	1,014	1,014
Rear overhang	968	968
Loading area		
Width x length of the bench flap	510 x 222	510 x 222
Floor loading length	2,537	2,937
Floor loading length (including area under bench seat)	2,950	3,350
Floor loading length (including footwell)	3,750	4,150
Loading length 400 mm from the floor	2,537	2,937
Loading length 1,000 mm from the floor	2,250	2,650
Maximum interior width	1,662	1,662
Width between wheel arches	1,268	1,268
Effective height	1,898	1,898
Sliding side door(s)		
Sliding side door entry width 600 mm from floor	907	907
Sliding side door entry width 100 mm from floor	1,030	1,030

H2 Van dimensions (mm)

	L1H2	L2H2
Sliding side door entry height	1,284	1,284
Rear door		
Entry width 70 mm from floor	1,391	1,391
Entry height	1,820	1,820
Loading sill	552	552
Ground clearance	160	160

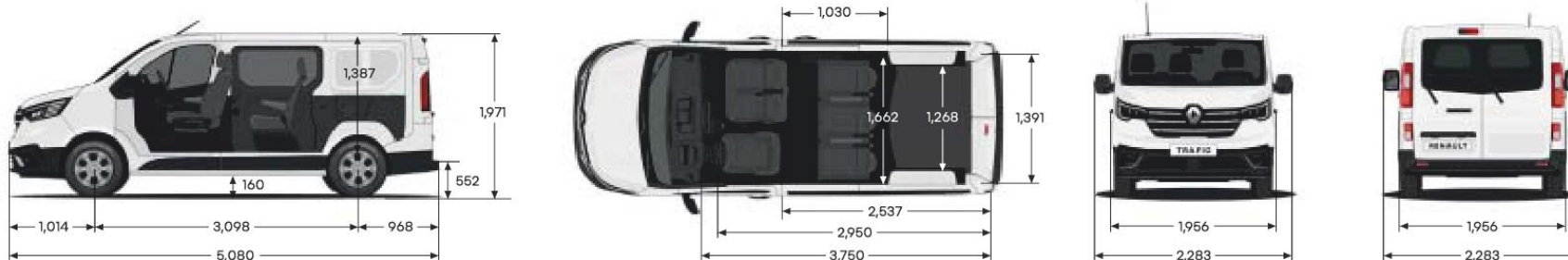
H2 van weights and loads (kg)

	L1H2	L2H2
Version		
	Increased PL	Increased PL
Gross Vehicle Weight (GVW)*	2,900 - 3,010	3,010
Max. unladen kerb weight*	1,885 - 2,116	1,921 - 2,153
Max. payload	1,125	1,089
Max. load on front axle	1,625	1,625
Max. load on rear axle	1,650	1,650
Max. trailer weight (braked/unbraked) MGB	750/2,500	750/2,500
Max. towing weight (braked/unbraked) EDC	-	-

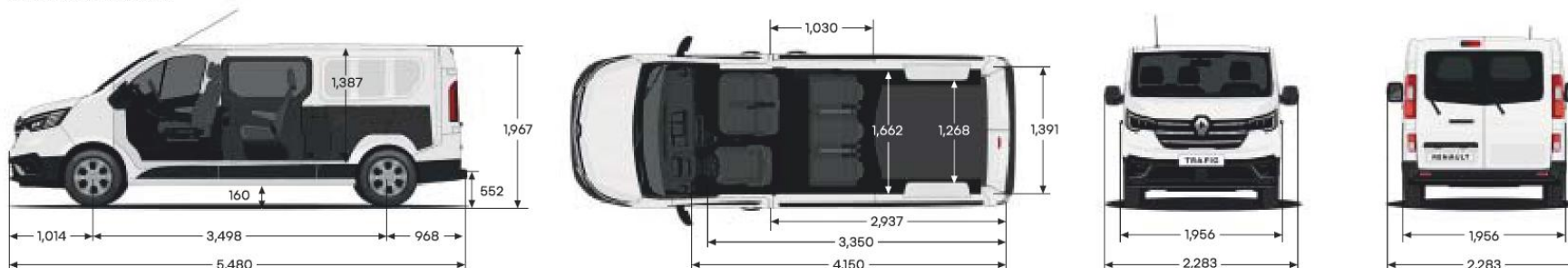
* Depending on engine. PL = payload

dimensions

L1H1 crew cab



L2H1 crew cab



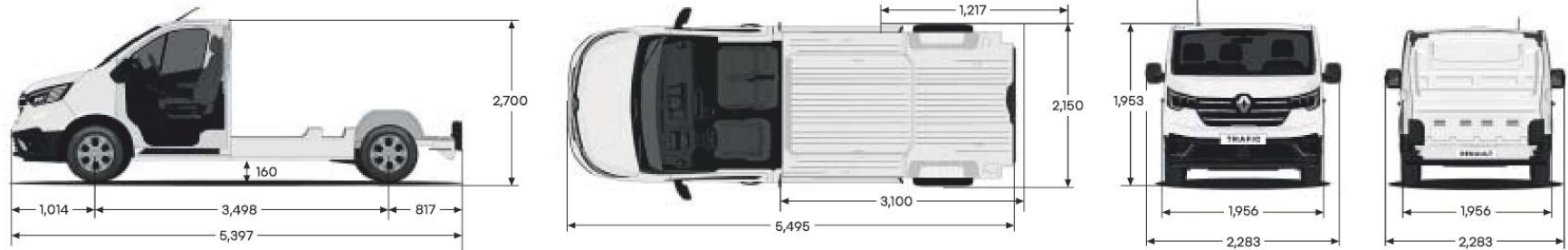
Crew cab dimensions (mm)	L1H1	L2H1
Effective volume (m ³)	3.2	4
Exterior dimensions		
Overall length	4,999	5,399
Overall width without/with door mirrors	1,956/2,283	1,956/2,283
Unladen height	1,971	1,967
Wheelbase	3,098	3,498
Front overhang	933	933
Rear overhang	968	968
Loading area		
Height x width of opening under bench seat		
Effective length 30 mm from floor (up to 222 mm) in E0	2,018	2,418
Loading length 30 mm from floor (up to 222 mm) in E1-E2	1,914 to 2,023	2,314 to 2,423
Loading length 400 mm from the floor	1,419	1,819
Loading length 1.1 m from the floor	1,340	1,740
Maximum interior width	1,662	1,662
Width between wheel arches	1,268	1,268
Effective height	1,387	1,387
Sliding side door(s)		
Sliding side door entry width 600 mm from floor	907	907
Sliding side door entry width 100 mm from floor	1,030	1,030

Crew cab dimensions (mm)	L1H1	L2H1
Sliding side door entry height	1,284	1,284
Rear door		
Entry width 70 mm from floor	1,391	1,391
Entry height	1,320	1,320
Loading sill	552	552
Ground clearance	160	160

Crew cab weights and loads (kg)	L1H1		L2H1
Version	1,000	1,200	1,200
Gross Vehicle Weight (GVW)*	2,900 - 3,000	2,960 - 3,040	3,070
Max. unladen kerb weight*	1,869 - 2,079	1,869 - 2,079	1,920 - 2,143
Max. payload	1,098	1,139	1,150
Max. load on front axle	1,625		
Max. load on rear axle	1,650		
Max. trailer weight (braked/unbraked)	2,000/750	2,000/750	2,000/750

* depending on engine.

platform cab L1H1



Platform cab dimensions (mm)	L2H1
Exterior dimensions (mm)	
Wheelbase	3,498
Front overhang	933
Rear overhang	817
Overall length	5,248
Overall width without/with door mirrors	1,956/2,283
Overall height unladen	1,953
Ground clearance (min.)	160
Buildable dimensions (mm)	
Maximum overall buildable length	5,648
Maximum effective buildable length	3,100
Maximum buildable rear overhang	1,217
Maximum effective buildable width	2,150
Overall buildable height	2,700

Crew cab weights and loads (kg)	L2H1
Version	
Gross vehicle weight (GVW)*	2,970 - 3,000
Kerb weight*	1,562 - 1,678
Max. payload*	1,625
Max. load on front axle	1,585
Max. load on rear axle	1,650**
Max. trailer weight (braked/unbraked)	2,000/750

*depending on engine.** Up to 1,735 kg optional on specific order for conversion.

engines

	Blue dCi 110	Blue dCi 130	Blue dCi 150	Blue dCi 150 EDC6	Blue dCi 170	Blue dCi 170 EDC6
Capacity (cm ³)/number of cylinders / valves	1,997/4/16	1,997/4/16	1,997/4/16	1,997/4/16	1,997/4/16	1,997/4/16
Peak power kW EEC (hp) at rpm	81 (110) at 3,500	96 (130) at 3,500	110 (150) at 3,500	110 (150) at 3,500	125 (170) at 3,500	125 (170) at 3,500
Max. torque Nm EEC at rpm	300 at 1,500	320 at 1,500	350 at 1,500	350 at 1,500	380 at 1,500	380 at 1,500
Injection type	common rail					
Fuel and tank volume (L)	diesel - 80					
AdBlue® tank volume ⁽¹⁾ (L)	24.7					
Emission control standard	Euro 6 D-Full					
Emission control after-treatment	catalytic converter / particle filter / AdBlue® tank(1)					
Gearbox type	Manual gearbox	Manual gearbox	Manual gearbox	Dual-clutch EDC automatic gearbox	Manual gearbox	Dual-clutch EDC automatic gearbox
Number of gears	6	6	6	6	6	6
Stop & Start + Energy Smart Management	-	-	-	-	-	-
Maintenance interval	up to 40,000 km/2 years ⁽²⁾					
Performance						
Maximum speed (km/h) for H1	165	176	176	tbc	tbc	tbc
0 - 100 km/h (s)	tbc	tbc	tbc	tbc	tbc	tbc
Fuel consumption and CO₂ emissions⁽³⁾						
Certification protocol	WLTP ⁽⁴⁾					
Combined-cycle consumption (l/100 km) ⁽⁵⁾	-/-/-	-/-/-	-/-/-	-/-/-	-/-/-	-/-/-
CO ₂ emissions (g/km) ⁽⁵⁾	-/-/-	-/-/-	-/-/-	-/-/-	-/-/-	-/-/-
Steering						
Turning circle, kerb to kerb (m)	Short wheelbase: 11.84 - Long Wheelbase: 13.17					
Turning circle, wall to wall (m)	tbc					
Braking						
ABS with EBA and adaptive EBV/ESP with ASR	As standard					
Front: ventilated discs - Rear: solid discs Ø / width (mm)	296/28 - 280/12					
Tyres						
Tyre / wheel size	As standard: 205/65 R16 Option: 215/60 R17			As standard: 215/65 R16 Option: 215/60 R17		

- = unavailable. (1) certification in progress. Actual fuel and AdBlue® consumption depends on vehicle use, equipment, the user's driving style and loading. (2) an engine consumes oil for lubrication and to cool its moving parts. It is normal to top the oil up once or several times between two changes. (3) fuel consumption and CO₂ emissions are certified using a standard, regulatory method. This method is identical for all manufacturers and enables vehicles to be compared. (4) WLTP (Worldwide Harmonised Light Vehicle Test Procedures): this new protocol provides results much closer to those found in daily use compared to the NEDC protocol. (5) van and crew cab H1 / van H2 / platform cab.

Renault Pro+ always by your side

Renault has been present on the light commercial vehicle (LCV) market for over a century, aiming to provide its business clients with appropriate and innovative solutions in terms of products and services. All models (Express Van, Traffic, Master, Kangoo Van) are designed to make business life easier. Within the Renault network, certain sales outlets are Renault Pro+ specialists; they can adapt each vehicle so that it is able to meet the most specific of requirements.

specialists at your service

- a specialised LCV sales advisor
- a dedicated after-sales advisor
- a reception area reserved for business clients

an easier choice

- a comprehensive range of commercial vehicles on display
- test drives without an appointment
- quotations within 48 hours, including for coach-built vehicles

your mobility guaranteed

- extended workshop times
- servicing within 8 hours, no appointment needed
- diagnosis within the hour
- courtesy vehicle in the same category provided



the iconic Estafette



fresh and practical ideas

With its forward cab, sliding side door, tight turning circle and low floor, Estafette did not go unnoticed when it was first produced in 1959.

In a world with relatively few utility vehicles, its bright orange, yellow and blue colours heralded change. Estafette came to symbolise France's post-war boom and was a revolution for Renault - with everything shifting from the rear to the front. A complete change in the managers' approach at that time - they realised that to facilitate access to the loading platform, front-wheel drive was essential.



1959




designed for professionals

Renault was to end up making numerous versions of the Estafette for all types of professional use (and for tourists as well): pick-up, raised van, an extended version, a nine-seater minibus, a camping car, etc. This diversity is something that Renault has never stopped adding to. The last Estafette rolled off the production line in 1980, to be replaced by Renault Trafic.

QR code to be added by cellule-edition.eol@diadeis.com



continue with the experience at the online museum The Originals Renault



configure and order Renault Traffic on www.renault.com

Every precaution has been taken to ensure that the contents of this publication were accurate and up-to-date at the time of printing. This document was created using pre-production models and prototypes. In line with its policy of continuous product improvement, Renault reserves the right to modify the specifications, vehicles and accessories described and featured at any time. Any such modifications are communicated to Renault dealers as quickly as possible. Depending on the country of sale, versions may differ and some equipment may be unavailable (standard, optional or accessory). Please contact your nearest dealer for the latest information. For technical printing reasons, the colours featured in this document may differ slightly from those of the actual paintwork or interior trim. All rights reserved. Reproduction in any format and by any means of all or part of this publication is prohibited without prior written authorisation from Renault.

Publicis - photo credits: M. Hanisch, Prodigious, © Renault Marketing 3D-Commerce, RCD, Pagéoran - Printed in EC - xxxxxxxxxx - February 2022.

Renault s.a.s., a société par actions simplifiée (French simplified joint-stock company) with a share capital of €533,941,113.00 / 13-15 quai Le Gallo - 92100 Boulogne-Billancourt Cedex - Listed on the Nanterre Trade & Companies Register under No. B 780 129 987 / Tel. 0806 00 20 20.

Renault recommends 

    renault.com